


All the things you need to know!



The
When, Where,
What & Hows
About Your Session

SENIOR
PHOTOGRAPHY




ABOUT YOUR PHOTOGRAPHER

Hello, there! I'm Danelle, your senior portrait photographer. So the summer before your senior year has arrived, you want to remember it as the best summer, the best time of your school career, the last year before GRADUATION! Your last year is going to be amazing so why don't we start it with your amazing Senior Session, unique to you and everything you want it to be!

I've been photographing high school seniors going on seven years now. Seven years of photographing seniors and yet each and every session I love to see the unique personalities and interests of each individual come to life! I love the process from start to finish. From meeting seniors I photograph, learning about their passions and interests, and hearing about the future plans they have. I can help you narrow down your outfit selection or the best way to get your outfits picked out! For each senior we will discuss what you are looking for, your style and if you have any out of the box ideas, I'm there every step of the way. If you have an idea, I'm going to do my absolute best to make that idea happen!

I like to make your session exactly how you want it, after all it is YOUR year! This is going to be AWESOME. Whether you're still in the process of hunting for the perfect senior portrait photographer or you're dead set on having me photograph you, I'd love to introduce myself and learn more about you and chat about your visions for your photos.

WHAT TO EXPECT



BEFORE

We will have a pre-session consultation to go over outfit and location ideas to figure out the best order for your session. We want things to go smooth and be stress-free so the day is fun, enjoyable and memorable for all the right reasons! We'll touch base via text or email occasionally as the date approaches to be sure you don't have questions or concerns. If there are weather concerns, we will talk about that, as well and if needed we'll find a date that works for both to reschedule to make your day perfect.


AFTER THE PHOTO SESSION

I'll go through and edit your photos, then we will set up an ordering session within the following week or two. This is when you will get to view your photos, pick your favorites, order your prints and products. There will be more information on this at your session!

DURING

There are a ton of different styles of poses sitting, standing, squatting, lying down, leaning, etc. I may have you do these poses a few times in different locations so we make sure you love your photos. Some poses don't work for everyone, so if there is a pose you're uncomfortable in or it doesn't feel like you, let me know and we'll find a different one! Fun, enjoyable and memorable is the key to a successful session, I'm a very relaxed go with the flow, and have some fun along the way type person!

C H O O S I N G T H E



PERFECT OUTFIT

Your outfits, you need to love one or two, like another and grab one for Mom & Dad! We all feel better when we love what we are wearing in photos, and love how it makes us feel. If you don't love the outfit you are wearing there will be at least one thing you don't love about your final edit! So find that outfit or two that gives you confidence, makes you proud, and makes you feel awesome!

Here are a few tips to consider when choosing your outfits for your session!

1. Don't stray far from your personal style. Don't go too far away from who you are, again, confident, proud, & awesome.
2. Accessorize.
For the guys that may include cufflinks, hats, belt buckles, shoes, scarves, & sport accessories.
For the gals that might mean jewelry, hats, bags, sunglasses, shoes, belts & sport accessories.
3. Give your outfits a test run. Snap photographs of yourself wearing the outfits, move around in them and make sure they're comfortable and flattering.
4. If you're looking for outfit inspiration, hit social media (Pinterest and Instagram are great).

C H O O S I N G T H E



PERFECT LOCATION

Do you have a certain spot, style or idea that you are hoping will work, let me know and we'll discuss the details of those and make it happen!

If you have no idea on the where, when or how for your photos, don't worry, we will talk through it, figure out what you like, what you don't and we'll make a plan that you will enjoy and make yours!

Choosing your location can seem to go hand in hand with your outfit choices. You want to be sure that your outfit doesn't clash with your location, or that it doesn't blend too much. Again if you only know one or the other I'll help with suggestions making it unique to you.

If you happen to come upon a location you think would be awesome, snap a photo so we know where we are going when we plan your session!

If you're in a sport, don't forget that your school is a great location for these types of photos. Ask your coach if we can get permission to take photos on the field/court and what times work best for this, also do not wait until the last minute to get your uniforms!

P R E P A R I N G F O R YOUR SESSION

A few tips to help you gear up and set yourself up for success on photo day!

- 1** Choose your outfits, lay them out, make sure they are clean & wrinkle free! Don't forget undershirts for outfits or jerseys.
- 2** Don't forget to pack any accessories you'll want for each outfit – jewelry, scarves, headbands, hats etc. Bring matching socks and shoes/sandals for each outfit if one pair won't go along with all of them.
- 3** If you plan on bringing any props – sport gear, jerseys, favorite books, etc. – lay that out as well. If you are going to bring your car to the session and want it to be in photos with you, be sure to wash it the night before/day of your session.
- 4** Cut your hair about one to two weeks prior to your session. No drastic changes from your normal style in case you don't like it. If you'd like have the hair stylist show you some easy styles you can do during outfit changes to switch it up a bit!





5 If you have a breakout or bruise that appears just before your session, don't panic I'll take care of it in post processing!

6 Practice a nice natural smile and cute/handsome poses in a mirror, this is not a must by any means just a suggestion!





Missy



Class of 2018





Frequently Asked QUESTIONS

What happens if I get sick or it isn't nice out?

Relax, I understand life happens, weather happens, some things are out of our control! We'll reschedule and find a time that works for everyone!

How long does it take to get my photos?

It takes about 2 weeks to get your photos edited. Once your photos are edited, we'll set up an ordering session, this is where you'll see your entire gallery for the first time! We'll also go through your ordering of prints, products, and get your freebies!

What type of products do you offer?

Prints and products range from the wallets you share with everyone, the large prints your parents will display for the next 40 years, to the awesome albums and books to show off your entire session!

How many outfits can I bring?

Typically I suggest 4, a couple you love, one you like, one for Mom & Dad, and then your sport uniforms/jerseys if you have them!



CHOOSE YOUR COLLECTION

TO SAVE ON PRINTS & PRODUCTS!

I offer three different collections to suit various needs. If you can't find a collection that quite fits what you're looking for, ask me about our custom package options! We also have a list of a la carte items that you can add to your package.



COLLECTION ONE

\$400 (\$502.50 value)

\$150 Wall Art Credit

10 Gift Prints

75 invites

40 wallets or 2 additional gift prints

COLLECTION TWO

\$600 (\$779 value)

\$225 Wall Art Credit

10 Gift Prints

Custom App

1 High Resolution Image

100 Invites

100 wallets or 5 additional gift prints



COLLECTION THREE

\$800 (\$1104 value)

\$300 Wall Art Credit

10 gift prints

Custom App

All Digital Images

100 Invites

100 wallets or 5 additional gift prints

A L A C A R T E PRINTS & PRODUCTS



GIFT PRINTS

8 wallets.....\$8
4x6\$10
5x7.....\$15
8x10.....\$25

ALBUMS

8x8 20 pages.....\$125
10x10 20 pages.....\$150
8x10 20 pages.....\$175
Additional pages.....\$15 each

GRAD ANNOUNCEMENTS

Each pack includes 25 cards and envelopes.
5x7 folded.....\$40
5x7 flat.....\$35

WALL PRINTS

11x14.....\$35
16x20.....\$50
20x24.....\$75

DIGITAL IMAGES

Single Image.....\$50
25 Digital Images.....\$300



The Senior Experience

\$150

3 HOUR SESSION TIME
UNLIMITED OUTFITS
UNLIMITED LOCATIONS
PERSONALIZED VIEWING & ORDERING SESSION
SOCIAL MEDIA SNEAK PEAKS
YEAR BOOK IMAGE SENT TO YOUR SCHOOL
GRADUATION INVITATIONS, CUSTOMIZED





Photography
by
Danelle Card

701.306.2713

danelle@danellecard.com

www.danellecard.com

